


Options

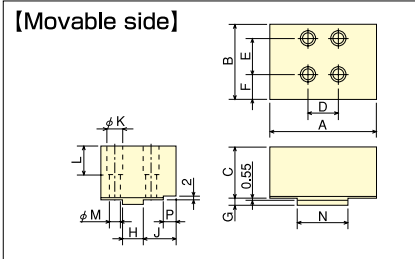
Soft jaws

The soft jaws matched to the work form can be used.

- ※Material: Steel S45C *Available in a set of 2 pieces (for the fixed side and moving side)
- ※The dimensions of the old-type soft jaws differ.
- ※When the soft jaws are used, parallel accuracy is not guaranteed.



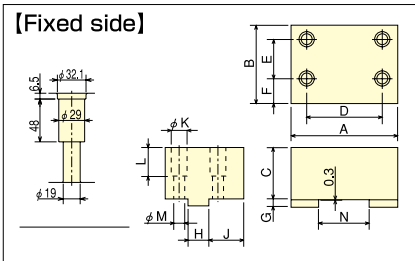
VE-N, VE-LN



Size Table [Movable side]

(Unit : mm)

Model	A	B	C	D	E	F	G	H	J	K	L	M	N	P
100N	100	74	60	37	35	24.5	6.5	18	33	17.5	34.5	11	51.5	10
125N	125	89	70	38	44	29	6.5	18	42	20	37.5	13	59.5	13
160N	160	102	85	56	50	34	8.5	24	47	23	45.5	15	80.5	16
200N	200	118	100	65	60	39	8.5	24	57	26	52.5	17	95	20

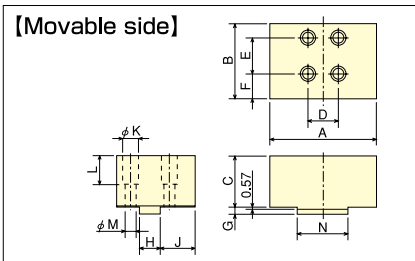


Size Table [Fixed side]

(Unit : mm)

Model	A	B	C	D	E	F	G	H	J	K	L	M	N
100N	100	83	60	76	44	24.5	6	18	37.5	17.5	34.5	11	55
125N	125	97	70	92	48	31	6	18	46	23	40.5	15	63
160N	160	110	85	122	54	36	8	24	51	26	47.5	17	84
200N	200	122	100	150	60	41	8	24	59	—	—	—	100

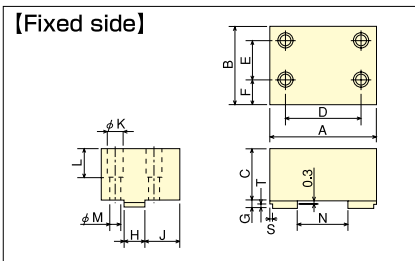
VQX-N, VM-N, MV 125N, MH125N



Size Table [Movable side]

(Unit : mm)

Model	A	B	C	D	E	F	G	H	J	K	L	M	N
100N	99.5	74	50	37	35	24.5	6.5	18	33	17.5	29.5	11	51.5
125N	124.5	87	60	35	42	29	8	24	38	20	38	13	59.5
160N	159.5	102	60	56	50	34	9	28	45	23	35.5	15	80.5
200N	200	117	75	62	59	39	9	28	54.5	26	42.5	17	95



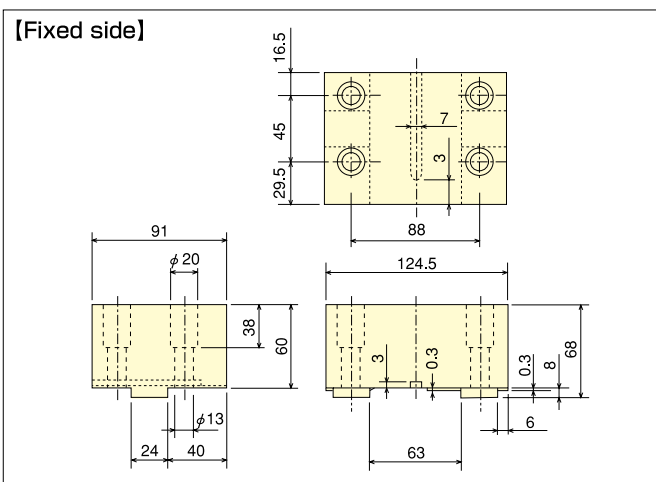
Size Table [Fixed side]

(Unit : mm)

Model	A	B	C	D	E	F	G	H	J	K	L	M	N	S	T
100N	99.5	83	50	76	35	29	6	18	37.5	17.5	29.5	11	55	0	0
125N	124.5	91	60	88	45	29.5	8	24	40	20	38	13	63	6	7.7
160N	159.5	102	60	124	50	34	9	28	45	23	35.5	15	84	—	—
200N	200	122	75	140	62	40	9	28	57	26	42.5	17	100	—	—

※For MV125N, refer to the following exclusive fixed side soft jaws.

Fixed-side soft jaw exclusive for MV-125N



- ※After purchasing, a customer shall machine it additionally.
- ※For the moving-side soft jaws, see the above information.