



WORK GRIPPER

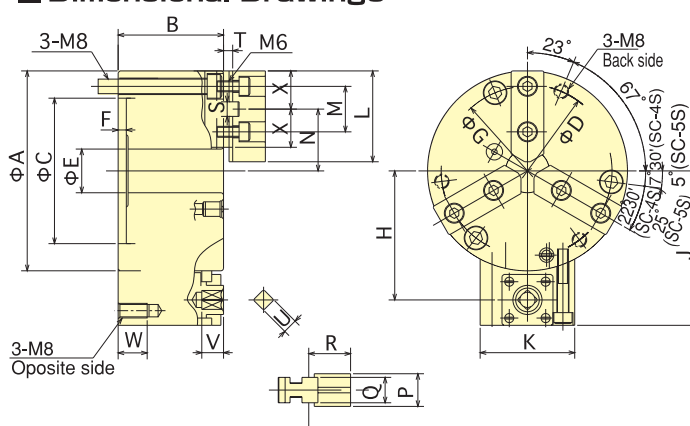

Stationary Scroll Chuck SC-S series

**Durable, reliable and versatile
Stationary scroll chuck**



- Available on multiplate for easy fixture mounting
- Compact designed
- Soft jaw can be machined to adapt to a wide range of machine workpieces
- Uses exclusive handle for clamping

Dimensional Drawings



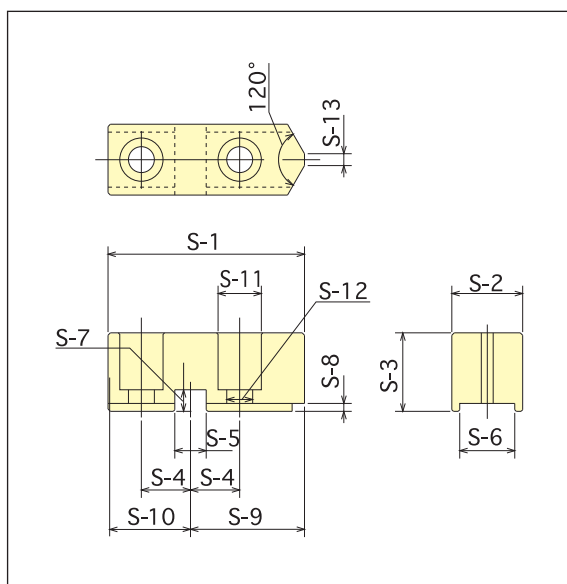
Specifications

Model	Specifications	Max. Gripping force kN (kgf)	Allowable handle torque N·m (kgf·m)	Weight (kg)	Gripping range	
					External mm	Internal mm
SC-4S		9.6 (979)	27.5 (2.8)	4.0	3~95	29~84
SC-5S		12.0 (1224)	39.2 (4.0)	5.3	3~110	33~100

Dimensions

Model	Dimensions																						
	A	B	C (H6)	D	E	F	G	H	J	K	L	M	Nmin	Nmax	P	Q	R	S	T	U	V	W	X
SC-4S	110	58	80	95	24	4.5	93	71	85	52	50	25	26	37	18	14	23	8	5	8	12	16	21
SC-5S	130	60	100	115	32	4.5	113	81	95	56	60	30	30	45	20	16	26	8	6	8	12	16	25

Dimensional Drawings for Soft Jaw

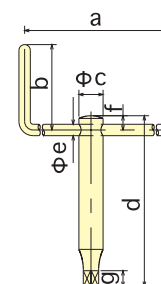


Dimensions for Soft Jaws

Model	Dimensions	chuck size	S-1	S-2	S-3	S-4 ±0.1	S-5 +0.01	S-6 +0.05 +0.02
SBS05S	5	60	20	22	15	8	16	

Model	Dimensions	S-7	S-8	S-9	S-10	S-11	S-12	S-13
SBS05S	5.5	2	35	25	11	6.6	3	

Dimensional Drawings for Handle



Dimensions for Handles

Model	Dimensions						
	a	b	c	d	e	f	g
SC-4S	130	60	17	120	8	10	11
SC-5S	150	60	20	130	10	12	11