


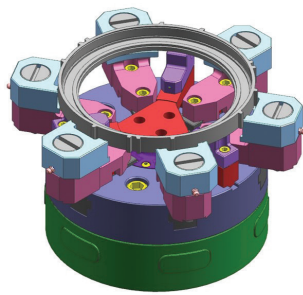
CUSTOM ENGINEERED WORKHOLDING

THE
BEST.

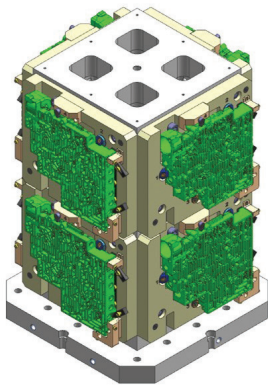
Custom Engineered Prismatic & Turning Workholding Solutions



Wheel Turning



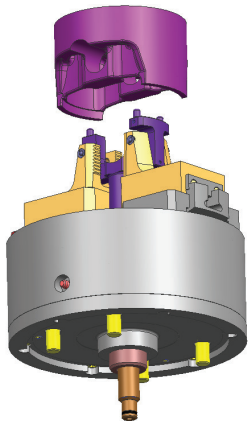
Thin Wall Turning



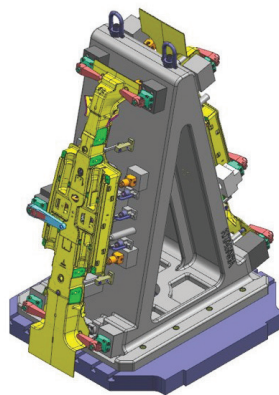
Tombstone for Horizontal
Milling Applications



Fixture for Vertical
Milling Applications



Forging and Casting Turning



Tombstone for 5 Axis
Milling Applications

Custom Engineering Capabilities:

- Custom engineered Workholding for part-specific machining requirements
- In-house applications engineering and custom engineered workholding services
- Dedicated team to solve unique and complex machining and Workholding problems
- Team consists of trained and experienced mechanical and manufacturing engineers
- Extensive expertise with a wide variety of prismatic and turning applications
- Strategic consulting and services for productivity enhancement programs



**Advanced
Applications
Engineering**

kitagawa®
NORTHTECH

The Best Workholding.

IN-HOUSE MANUFACTURING SERVICES

THE
BEST.


Manufacturing, Inspection & Testing for Custom Engineered Workholding



Productivity Team Engineers




Project Management



Manufacturing



Inspection



Final Testing

kitagawa®
NORTHTECH

The Best Workholding.

301 E. Commerce Drive, Schaumburg, IL 60173

800.222.4138 | www.kitagawa-usa.com | info@kitagawa-usa.com